

# Learning Content Management System





# What is ActiveLearning LMS?

- Designed with you in mind, the ActiveLearning LMS sparks student interaction while easing the burden on your time and resources. It's a simpler, more powerful LMS. Dashboards for Students, Teachers, Parents, Counselors, Instructional designers, Mini Admins, and Admins have access to all the features of LMS in one place.
- ActiveLearning LMS is a Cloud-based Learning Content Management System, works with clients to develop and implement technology that improves every aspect of education. It enables clients to engage more students in exciting new ways, reaching them on their terms and devices and connecting more effectively, keeping students informed, involved, and collaborating.
- Through this innovative technology, services, and expertise we work with our clients to build a better education experience.

# ActiveLearn

---

The **ActiveLearn** platform helps bring together the right set of tools to deliver a more effective learning experience.

Opening up the technology and removing barriers so you can focus on the fundamentals, manage outcomes and improve performance in real time. Dashboard views allow for effective management of the experience by all stakeholders.





# Active**Transact**

---

Make life on campus safer and more convenient and everyone will prosper.

**ActiveTransact** technology gives you the security and convenience of a true cashless campus, facilitating the delivery of financial aid and offering students a secure and easy way to make purchases on and off campus using just their ID card or other payment methods.

# ActiveCollaborate

---

Offer a more collaborative, interactive learning experience that constantly evolves and you'll keep everyone engaged.

The **ActiveCollaborate** platform helps you create virtual classrooms, offices and meeting spaces that open more possibilities to more students. Offering exciting new approaches to peer-to-peer learning and instructor-led help while involving each student on an individual level.





# Active**Analytics**

---

Transforming data into actionable information and enabling informed decision making and improved performance; that's what the **ActiveAnalytics** platform is all about.


Making sure campus leaders have easy, self-service access to data that matters. Helping you reap the benefits of data warehousing, reporting, and analytics while avoiding technical pitfalls found in other solutions.


# Active**Mobile**

---

Give your learners, educators, and community access to all aspects of the educational experience on their mobile devices and they'll be able to go anywhere and continue learning.

That's what **ActiveMobile** solutions are all about. Giving you the power to engage everyone on their terms and devices. Offering instant access to the information they need. Encouraging the interaction they crave.





# Active**Connect**

---

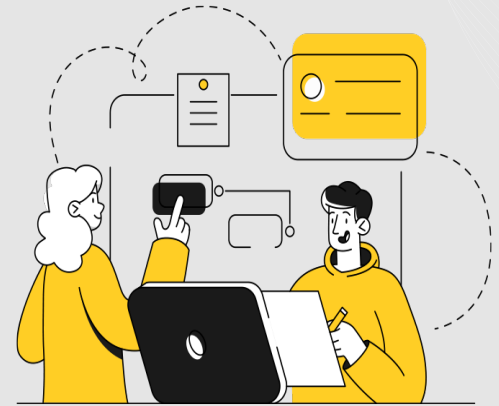
Being able to reach your community, anytime, anywhere can bring your world infinitely closer. That's what the **ActiveConnect** service is all about. Helping you put everyone on the same page in an instant.

Sharing time-sensitive information easily. Engaging with anyone however they prefer—voice, text, email, and even social media.



# K12 Schools

Nobody knows the unique needs of your teachers and learners, as well as you. The ActiveLearning LMS platform helps you create a custom K–12 learning environment to scale student achievement equitably. Whatever the learning initiative, ActiveLearning LMS is there to support and connect it—from the scaled curriculum and formative assessment to showcased learning and teacher development.





# Higher Education

---

ActiveLearning LMS allows universities to personalize learning by putting curriculum resources, instructional strategies, objective-based lesson plans, and assessments, all in one easy-to-access central location.

# Organizations

---

Our flexible and scalable LMS is ideal for organizations of all sizes, regardless of the complexity of your compliance training program. Often the small and mid-sized organizations appreciate the simplicity and user-friendly accessibility of the tool. More enormous, multi-national organizations tend to benefit from the tool's advanced features, such as the ability to segregate training data by region, division, and group structures and create enhanced reporting for program administrators.



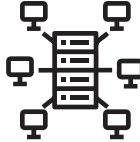
# Build Lessons and Courses

Build and create the most beautiful courses with our easy to use cloud-based LMS. Combine text, video, images, practice questions, and exams.



## Learning Environment

Describe Individual learning plan and course catalog both seen on the same screen



## Extended Enterprise

This functionality allows you to enable and train your organization's clients, partners and members



## White Labeling

Unlock white-labeling options and totally rebrand your Learning Management System



## Social and Q&A

Learners can add media, content or other deliverables to their responses



## Virtual Classroom

Comes with web conferencing integration (Example: WebEx, Zoom, GoToMeeting, etc.)



## Mentoring and Support

Ability for Admins to direct learner to perform practical tasks external to the system

# Solutions

Use ActiveLearning LMS to train your employees, customers, partners and beyond



## **Employee Training**

Reap the rewards of a highly-skilled workforce with effective employee training. Not only does job satisfaction and productivity rise but so do your profits.



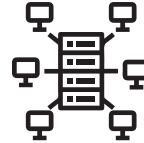
## **Customer Training**

From onboarding to educating customers on how to use your products or services, customer training proves its worth time and time again.



## **Employee Onboarding**

Attract and retain top talent with effective employee onboarding that educates and engages your new hires from day one.



## **Extended Enterprise**

Effective extended enterprise training helps foster and capitalize on your external business relationships and returns tangible results.



## **Continuous Training**

Fostering a lifelong learning culture and investing in continuous training ensures your business is at the leading edge of change.



## **Compliance Training**

Guarantee your employees are following the rules by offering systematic compliance training.



# Industries

ActiveLearning LMS provides companies and organizations with industry-specific training solutions



## **Finance & Banking**

Meet the demands of regulatory and compliance requirements, control risk and improve the bottom line by training top-rate employees



## **Telecommunications**

Leading-edge, multi-purpose training for keeping tech and sales teams synced to the Telecom industry's future



## **Government**

Stay current on compliancy, keep costs down and easily train across departments



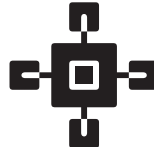
## **Healthcare**

Deliver fast and accessible training to keep professionals up-to-date with regulations and medical advancements



## **Energy**

Future-proof your organization with cost-effective online training for the new digital world



## **Technology**

Out-innovate the competition with a forward-thinking and complete training program for all your people

# Industries

---

ActiveLearning LMS provides companies and organizations with industry-specific training solutions



## **Aviation**

Shape the future of aviation with consistent, powerful and effective training



## **Retail**

Out-rival the competition with thoroughly modern online retail training for employees and customers



## **Education**

Mold the minds of the future with a cutting-edge online learning hub

# Core Features

---

## Dashboards

Dashboards give a quick and customizable view of user participation in an educational institution through widgets, statistical, and progress data.

## Super Administrator

The role gives full control of the institution's teaching and learning ecosystem and reporting.

## Mini-Administrator

This unique user role is for white-labeled educational or training institutions. The user role is also helpful in case the university has different schools or departments, and they require their unique branding and URLs. This role inherits all of the features of Super Administrator

## Teacher / Trainer

Teachers are best known for the role of educating the students that are in their care. Beyond that, teachers serve many

other functions in the online classroom. Teachers set the tone of their online classes, build a warm environment, mentor and nurture students, become role models, and listen and look for signs of trouble.

The role also gives full access to the teaching function of the Learning Management System. Users assigned to this role can grade assessments, interact with students on a daily or as required basis, create student, teacher, and course rosters, create course-wide events, and participate in synchronous and asynchronous activities throughout the course or courses they are teaching.

## Teaching Assistant

The role inherits all the functions of the Teacher/ Trainer and works as its assistant. Teacher assistants typically Reinforce lessons presented by teachers by reviewing material with

students one-on-one or in small groups. Enforce school and class rules to help teach students proper behavior. Help teachers with recordkeeping, such as tracking attendance and calculating grades.

## Counselor

Counselors assist students at all levels, from elementary school to college. They act as advocates for students' well-being, and as valuable resources for their educational advancement. Help students process their problems and plan their goals and actions. Mediate conflict between students and teachers. They have access to all functions of Teacher and admin with read-only access.

## Instructional Designer

The role helps in creating engaging learning activities and compelling course content. Working with subject matter experts and identifying the target



# Core Features

---

audience's training needs. Applying tested instructional design theories, practices, and methods. Users with this role can access all content related functions of the Learning Management System, including creating and editing courses and creating assessments of any kind.

## **Instructional Design Manager**

This role manages instructional designers and assigns them courses so they can work on them.

## **Student / Learner**

This role is the primary role of the system. As learners, students play a crucial and active role in education. They involve and interact with students and teachers, participate in online classroom discussions, and act responsively. A user with this role can access all courses and their assessments and also participate in synchronous and asynchronous

activities. The user also has access to standard reports like attendance, course attendance, time spent on each module or assessment of course, and their grade books. The user also has a powerful messaging system where they can communicate with teachers and other relevant roles in the system.

## **Parent / Guardian**

This role is designed specifically for K-12 schools. Within the Learning Management System, an administrator can assign different students to this role, so the Parent/ Guardian has a full understanding of their students with a beautiful dashboard and widgets. This role inherits all functions from the Student role.

## **360 Profile View**

Administrators, Mini-Administrator, Teachers, Teaching Assistants, Counselors, and Parents do have access to 360 Profile view of Students.

The 360 Profile view of students gives a full understanding of student academic performance.

## **Change Password**

Users can generate here strong passwords for their logins.

## **Account Settings**

This section contains all the vital information regarding the student profile. The feature acts as a student online file and stores student necessary, academic, and demographic credentials.

## **Profile Picture**

A profile picture is an image that represents the user account in all its interactions across a platform. Profile pictures are visible as an avatar next to the account name on posts, comments, and mentions (depending on the section you are in Learning Management System).

# Core Features

---

## Documents

Documents are part of the user profile section. They are used to store critical documents required throughout the life span of students in the institution. These documents can be any, i.e., Birth certificates, adoption papers, previous school transcripts, Social Security cards, ID cards, and naturalization papers, etc. These documents are stored under the provisions of the FERPA act and in no way accessible without user authentication and approval.

## Inbox

An inbox is the main folder that your incoming mail gets stored. Learning Management System mailbox is one of the most powerful ways to communicate with system users and teachers. Its next-generation and robust User Interface and ability to attach documents with messages while composing gives a glimpse of one of

the best mailing systems we use today.

## Compose

Users can use the compose section of Mailbox to write a new message within a powerful online editor where they can insert rich media of any type.

## Message Statistics

This feature gives an overview of messages sent and received by all critical roles of the Learning Management System, including Teacher, Teaching Assistants, Admins, Mini-Admins, Counselors, etc. The ability to sneak in other user messages also helps one to know how many sent and received messages and read by relevant users.

## Switch Mail Inbox

This function is particular for Super Administrators to switch to another user inbox within their institution. This way, they can monitor if required

communication is happening between users.

## Contacts

This feature provides a ready-made address book of user essential contacts within their institution. Users use this feature to contact them instantly through an internal powerful messaging system.

## Calendar

Learning Management System comes with a powerful and very intuitive calendar system. Admins can post institution-wide events, and teachers can post course-related events. Moreover, all users, as per their role, can post personal events and tasks as well. In provision to basic calendar systems, Teachers can set tasks for each course while their course is progressing. In class, events set by teachers help them to intervene when and as required for student interviewing

# Core Features

---

and remedial sections.

## Attendance

Taking a flexible and mindful approach to student attendance is vital. Compliance with state attendance statutes and regulations is a parental responsibility. With tools provided by the Learning Management System, schools should keep an accurate record of daily attendance. The student is considered truant, and the district is thus notified if he or she accumulates three cumulative unlawful absences. These rules can be defined in the Learning Management System at the system, courses, and assessments level.

## Resources

The resources feature of the Learning Management System helps the administrator to put vital information required by institution stakeholders to succeed in their education.

## Gradebook

Gradebook referred to as a report card or mark sheet, or scorecard is any system used to record a student's progress during the academic year via marks or grades.

Gradebook module is used in the Learning Management System to manage the grading profiles used in school, to schedule exams, to enter marks, and to generate report cards for the school.

## Fix Grades

The unique feature is there to address the issue of grade discrepancies because of some problems. Each student is required to send online proof of their past grades to be fixed by the registrar of the institution.

## Un-Graded Statistics

This section gives statistics of ungraded assessments across the institution by Teachers and courses.

## Un-Graded Assignments

This section gives statistics of ungraded assessments across the institution by courses.

## Un-Graded Interactive Tools

This section gives statistics of ungraded interactive tools (Discussion, Blog, Wiki, Journal, and Audio/Video collaboration tools) across the institution by courses.

## Un-Graded Tests

This section gives statistics of ungraded tests/quizzes across the institution by courses.

## Improvements

This unique feature gives students a chance to request improvements for their attempted assessments. This intelligent feature provides full control for teachers, whether they have to accept or reject improvement requests for any assessment. If such a request is

# Core Features

---

accepted, the system logs that request for performance tracking purposes.

## **Pending Improvement**

RequestsThe feature gives a record of pending improvements requests to be accepted by Teachers, admin, or relevant staff members with request notes by students.

## **Declined Improvement Requests**

The feature gives a record of declined improvements requests by Teachers, admin, or relevant members with their notes.

## **Accepted Improvement Requests**

The feature gives a record of accepted improvements requests by Teachers, admin, or relevant members with their notes.

## **Course Manager**

The feature gives shows the list of courses with their status across the

educational institution. One is also able to activate and deactivate courses in addition to deleting them from this section.

## **Add New Course**

The feature gives an option to create and edit courses.

## **Copy Course**

The feature gives an option to copy existing courses and repurpose it.

## **Course Categories**

The feature gives an option to create and edit course categories.

## **Assign Student to Courses**

Like in any traditional institution, the Learning Management System gives any ability to Assign Students to Courses.

## **Assign Teacher to Courses**

Like in any traditional institution, the

Learning Management System gives any ability to Assign Teachers to Courses.

## **Assign Teacher to Student**

Once Student and Teacher course assignments are in place, then you can assign a teacher to students in those particular courses. The course assignment is precisely taken care of as in traditional institutions.

## **Replace Teacher in Course**

The feature helps to replace the Teacher in the course. Since the system built is upon tight integration, it requires replacement and substitution of Teachers in all related rosters of the system.

## **Student Roster**

The feature shows the list of courses and teachers for a particular student.



# Core Features

---

## Teacher Roster

The feature shows the list of courses and students for a particular teacher.

## Course Roster

The feature shows the list of students and teachers for a particular course.

## RLOs (Reusable Learning Objects)

ActiveLearning LMS team, together with its partners and associates, has developed State of the art LMS named “ActiveLearning LMS” based on research and educational strategies to deliver quality education online. LMS is the combination of two products called CMS (Content Management System) and LMS (Learning Management System). It could be seen as one equation  $LMS = LMS + CMS$  [RLOs], where RLOs (Reusable Learning Objects) are making it fully object-oriented.

## RLOs Manager

The feature shows the list of active and inactive RLOs within the system. From there, users can edit or delete existing RLOs.

## RLOs Categories

The feature gives an option to create and edit course categories.

## Add Assignment

The feature gives an option to create and edit assignments.

## Add Discussion

The feature gives an option to create and edit Discussion Boards.

## Add Blog

The feature gives an option to create and edit Blogs.

## Add Journal

The feature gives an option to create and edit Journals.

## Add Wiki

The feature gives an option to create and edit Wikis.

## Add Test

The feature gives an option to create and edit Test/Quizzes.

## Add Lesson

The feature gives an option to create and edit Lessons/Chapters/Modules.

## Add SCORM Package

The feature gives an option to create and edit SCORM 1.2 and 2004 Compliant Packages.

## Attach RLOs to Course

The feature gives an option to attach and repurpose existing RLOs to any existing or new course.

## Questions Manager

The feature shows the list of active and inactive questions within the system.

# Core Features

---

From there, users can edit or delete existing questions.

## Questions Categories

The feature gives an option to create and edit question categories.

## Add Descriptive Question

The description is not a question type, but a way to display additional text (including images) within the quiz. For example, this can be used to provide the information needed by a group of questions.

## Add Essay Question

In response to a question (the text for which may include an image), the respondent writes an answer in essay format. These must be graded manually by an instructor.

## Add Matching Question

The respondent must match the correct answers with each question. A list of

sub-questions is provided, along with a list of answers.

## Add Multichoice Question

In response to a question (the text for which may include an image), the respondent chooses from multiple answers. There are two types of multiple-choice questions - single answer (where there is only one correct answer) and multiple answers (where the student can pick all answers that apply). See Multiple Choice Questions.

## Add Short Answer Question

In response to a question (the text for which may include an image), the respondent enters a word or phrase. There may be several possible correct answers, with different grades for various options. Answers may or may not be sensitive to the case.

## Add Numerical Question

From the student perspective, a

numerical question looks just like a short-answer question in that they enter their answer into a short edit box. The difference is that the answer has to be numerical, and answers are allowed to have an accepted error range. This allows a continuous range of answers within a particular tolerance of the correct answer.

## Add True / False Question

In response to a question (the text for which may include an image), the student selects either True or False

## Sites

The feature helps in creating independent branded sites for an educational institution with their courses, students, teachers, and other relevant resources as regular sites. Each institution may have different departmental sites with its look and feel.

# Core Features

---

## Manage States / Provinces

The feature helps users to create and edit State, Countries and Provinces list in the system.

## Calculated Columns

The feature helps users to create and edit formulas to be used in as columns in different areas of a system like a grade book and transcripts.

## Mass Find / Replace

The feature helps users to find specific text in courses, RLOs, and questions and replace them with their desired text.

## Shared Sites Management

The feature helps users to create and edit and delete shared or independent sites.

## Standards Management

The feature helps users to create and manage curriculum standards

and learning outcomes. Once these standards are created, they help administrators to align their content to these standards and reflect in different academic reports.

## Users

The feature helps us see a list of active and inactive users in the system with their roles.

## Add User

The feature gives the ability to create users with different roles.

## Daily Attendance

The report gives the ability to view user attendance by day, time-in, time-out, total time spent, and pages viewed within the Learning Management System.

## Monthly Attendance

The report gives the ability to view user attendance by month, time-in, time-out,

total time spent, and pages viewed within the Learning Management System.

## Yearly Attendance

The report gives the ability to view user attendance by yearly, time-in, time-out, total time spent, and pages viewed within the Learning Management System.

## Yearly Attendance Performance

The report gives the ability to view a graphical representation of Time Spent vs. Total Visits in each month of the year.

## Course Performance

The report gives the ability to view data by Assessments, Duration, Page Hits, and Years for a given student and course.

## Student Progress Report

The report gives the ability to view

# Core Features

---

data by Course Code, Course Name, Course Status, Course Teacher, Obtained Marks, Total Marks, Total Assessments, Attempted Assessments, and Completion Status for any given student. It also presents the consolidated report of all courses and its assessments in a tabular form.

## **Student Attendance**

The report gives the ability to view provided user attendance by day, time-in, time-out, total time spent, and pages viewed within the Learning Management System.

## **Overall Monthly Attendance**

The report gives the ability to view the monthly attendance register for all of the users in the Learning Management System.

## **Overall Monthly Attendance by Course**

The report gives the ability to view the

monthly attendance register for all of the users within the selected course in the Learning Management System.

## **Overall Monthly Performance by Course**

The report gives the ability to view the monthly performance of course by assessments, the number of attempts, total marks, and the average obtained marks spanned by the number of days throughout the month.

## **Overall Yearly Performance by Course**

The report gives the ability to view the monthly performance of course by assessments, the number of attempts, the percentage in a given year.

## **Short Attendance by Days**

The report gives the ability to view the short attendance of users by the number of days.

## **Course Map & Standards**

The report gives the ability to view the course content aligned with standards or learning outcomes.

## **Course Item Statistics by Month**

The report gives the ability to view the course content and assessment access statistics by days in the given month.

## **Course Item Statistics by Year**

The report gives the ability to view the course content and assessment access statistics by days in the given year.

## **Course Grade Comparison**

The report gives the ability to view grade comparison across assessments by all students enrolled in the course.

## **Course Section Averages**

The report gives the ability to view course overall sections averages across all assessments.



# Core Features

---

## **Course Failing Grades**

The report gives the ability to view students failing in course by a certain percentage.

## **Course Enrolments by Month**

The report gives the ability to view course enrollments by day within any month.

## **Course Enrolments by Year**

The report gives the ability to view course enrollments by month within any year.

## **Full Roster**

The reports display the students' roster, including Course, Teacher, and institution name.

## **Registrations History by Year and Grade**

The report shows the user registration history by year and grade

## **Registrations History by Country and Grade**

The report shows the user registration history by country and grade

## **Adhoc Reports Builder**

An ad hoc report is a report that is created on the fly, displaying information in a table or a chart that is the result of a question that has not already been codified in a production report.

# Some of our Happy Clients



- InterVisual Technology – USA
- Learning 360 – USA
- iGeneration Empowerment Academy – USA
- VirtualEdu – USA
- American High School, USA
- University of Denver – USA

- University of Colorado – USA
- Texas A & M University – USA
- Uppsala University – Sweden
- Primose Consulting – USA
- Laity Institute of Arts – USA
- Steering Partners Academy –USA

# Some of our Happy Clients

---

- Innovative Learning Academy – USA
- Honey Project Academy – USA
- The Bridge to Excellence – USA
- i2i Academy – USA
- Howard Educational Consulting Group – USA
- Students Resource USA – USA
- Virtual Learning Courses – USA
- Learner High School – USA
- Gulf Side Academy – USA
- New England Academy – USA
- IQRA Academy – USA
- George Mason Academy – USA
- Career Success Tech  
Schools, State of Arizona – USA
- Adelante Academy – USA
- Hudson Hills Academy – USA
- Chesterton Group – USA
- Obridge Academy – USA
- Amor Academy – USA
- University of Management and  
Technology – Pakistan
- University of Lahore – Pakistan
- Virtual University – Pakistan
- HITECH – Pakistan
- Allama Iqbal Open University

- Pakistan
- Iqbal Academy – Pakistan
- Kawara State University – Nigeria
- DFID – UK
- Excellist – UAE
- University of Sharjah – UAE
- American University in the Emirates – UAE
- Rasal Khaima Dental College – UAE
- Al-Khaleej School – UAE
- University of Qatar – Qatar
- United Nations
- DREI – UAE

# Integrations

**Proctoring Systems:** Integrate ActiveLearning LMS with top proctoring systems available in Market.



**Video Conferencing:** Energize your training with webinars, ILT and collaborative sessions with the most popular videoconferencing software.



**Zapier:** Integrate ActiveLearning with thousands of Zapier-compatible web apps and services



**eCommerce:** Set up your eLearning store and process your online payments with the world's fastest and safest services.



**Single Sign On:** Integrate ActiveLearning with your authentication provider and simplify the signup and login process for your users across your organization.



**eLearning Standards:** Enjoy ActiveLearning's support for widely used eLearning formats and protocols and get creative with your training content.



# Integrations

**Content Integration:** Create rich courses faster by embedding and re-using all kinds of available training material and multimedia content.



**Calendars:** Keep your users informed on their learning schedule and notify them of any upcoming training events.



**Javascript, Rest API & WordPress Integration:** Extend your portal's functionality by integrating it with all types said services.

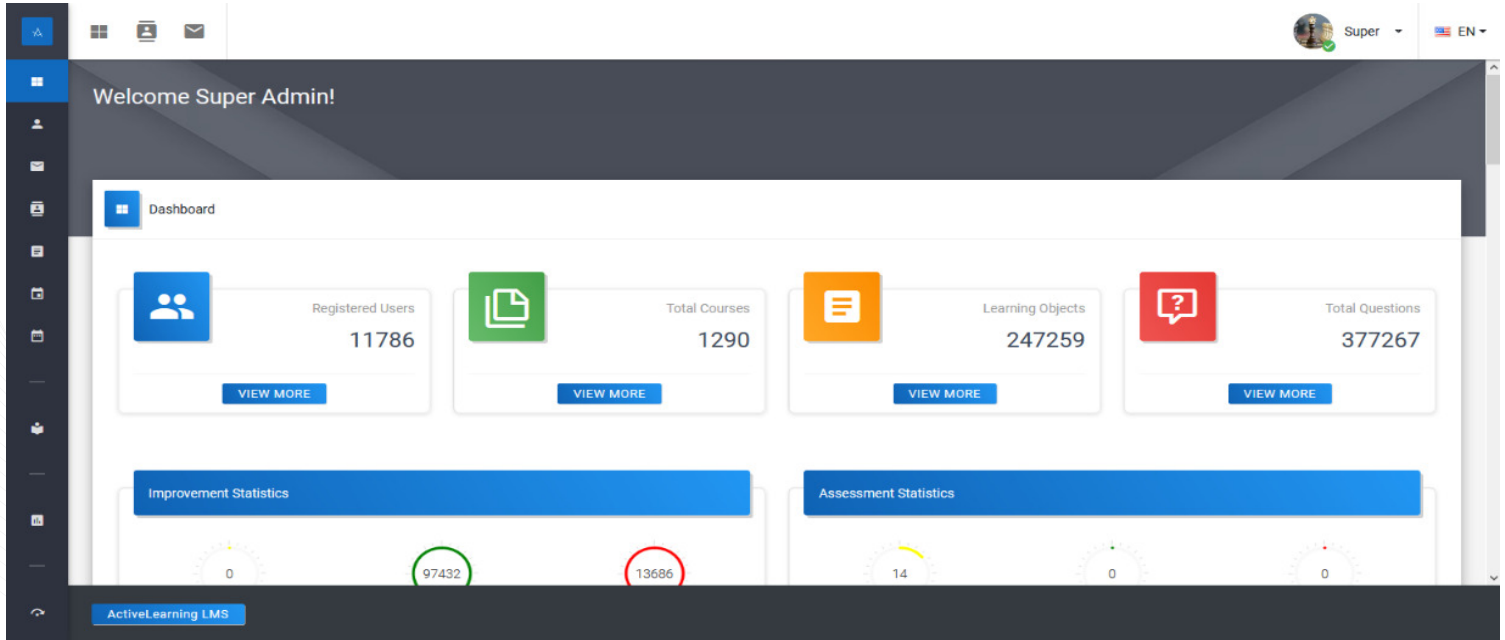


**Campus Management and Financial Systems:** Integrate ActiveLearning with any Campus Management, SIMS, FIMS or grant management system.



# ActiveLearning LMS Screenshots

## Admin Dashboard



# ActiveLearning LMS Screenshots

## 360 Profile view

The screenshot displays the '360 Profile view' for a 'Demo Student' in the ActiveLearning LMS. The interface includes a dark sidebar with navigation icons, a top header with user information ('Super'), and a main content area. The profile section on the left shows a student profile card with a 'SEND MESSAGE' button and a list of settings: Overview, Account Settings, Change Password, and Profile Picture. The 'Progress Report' section on the right features a table of course progress. Above the table are buttons for 'Copy', 'Excel', 'CSV', and 'PDF', along with a search bar and a dropdown menu set to '10'. The table lists two courses: 'CC - Algebra 1' and 'CC - Biology 1', both with 'Active' status and 'Nill/ Nill%' letter percentages. A 'Showing 1 to 2 of 2 entries' message is at the bottom of the table, and navigation links for 'Previous', '1', and 'Next' are provided.

Profile Information » Demo Student

Student

Demo Student

[SEND MESSAGE](#)

- Overview
- Account Settings
- Change Password
- Profile Picture

Progress Report

Copy Excel CSV PDF

10 Search...

Course Code	Course Name	Course Status	Grade Level	Course Teacher	Letter / Percentage	Total / Attempted Assessments	Actions
12003100	CC - Algebra 1	Active	9th	Taylor Evans	Nill/ Nill%	119/ 0	<a href="#">View Course</a> <a href="#">Gradebook</a> <a href="#">Contact Teacher</a>
42000310	CC - Biology 1	Active	9th	Dylan Michalson	Nill/ Nill%	116/ 0	

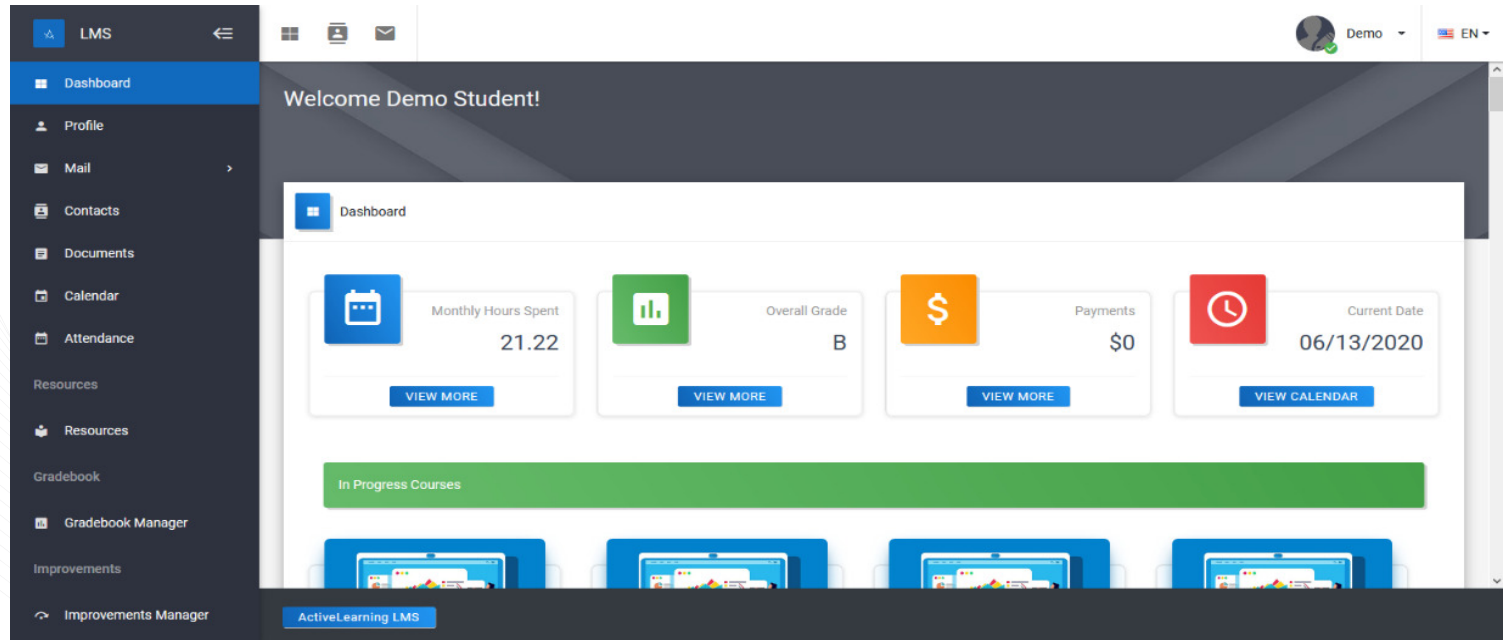
Showing 1 to 2 of 2 entries

Previous 1 Next

ActiveLearning LMS

# ActiveLearning LMS Screenshots

## Student Dashboard



The screenshot displays the ActiveLearning LMS Student Dashboard. On the left is a dark sidebar menu with the following items: LMS, Dashboard (selected), Profile, Mail, Contacts, Documents, Calendar, Attendance, Resources, Resources, Gradebook, Gradebook Manager, Improvements, and Improvements Manager. The main content area has a dark header with "Welcome Demo Student!" and a user profile "Demo" with a language selector "EN". Below the header, the dashboard features four key metrics: "Monthly Hours Spent" (21.22), "Overall Grade" (B), "Payments" (\$0), and "Current Date" (06/13/2020). Each metric has a "VIEW MORE" button. A green bar labeled "In Progress Courses" is positioned below these metrics. At the bottom, there are four laptop icons, each displaying a course interface. The footer of the dashboard area says "ActiveLearning LMS".

**Dashboard Metrics:**

Metric	Value	Action
Monthly Hours Spent	21.22	<a href="#">VIEW MORE</a>
Overall Grade	B	<a href="#">VIEW MORE</a>
Payments	\$0	<a href="#">VIEW MORE</a>
Current Date	06/13/2020	<a href="#">VIEW CALENDAR</a>

**In Progress Courses**

ActiveLearning LMS




# ActiveLearning LMS Screenshots

## Message Center

The screenshot displays the 'Message Center' interface of the ActiveLearning LMS. On the left is a dark sidebar with navigation links: LMS, Dashboard, Profile, Mail (selected), Contacts, Documents, Calendar, Attendance, Resources, Gradebook, and Improvement Manager. The main content area has a header with 'Personal Messages' and 'Welcome Super Admin!'. Below this is a 'COMPOSE' button and a list of message counts: Inbox (42), Sent (52), Course Notifications (7216), Teacher Assigned to Course (851), Student Assigned to Course (5649), Student Removed from Course (593), and Teacher Assigned to Student (6353). A modal window titled 'Search Mail' is open, showing a list of messages. The messages include a welcome message from Super Admin and several assignment notifications from Nattaly Blanco regarding 'LCC09 - Literatura I'. Each message entry shows a checkbox, a profile picture, the sender's name, the subject, and the date and priority (Low or High).

**Message List:**

Sender	Subject	Date	Priority
Super Admin	A New Message has been Posted.	05 May	Low
Nattaly Blanco	RE: Vivian Vergara has been Assigned to you in LCC09 - Literatura I	24 Apr	High
Nattaly Blanco	RE: Vivian Vergara has been Assigned to you in LCC09 - Literatura I	24 Apr	High
Nattaly Blanco	RE: Vivian Vergara has been Assigned to you in LCC09 - Literatura I	24 Apr	High
Super Admin	A New Message has been Posted.	15 Sep	Low



[www.activelearning.biz](http://www.activelearning.biz)

[info@activelearning.biz](mailto:info@activelearning.biz)